

QuickLatch®. The Easy Way To Flow



# QUICKLATCH®

2.9mm AND 4.0mm SCOPE AND SHEATH SYSTEMS


 CONMED  
LINVATEC

# QuickLatch® Scope

Linvatec's patented QuickLatch scope and sheath system epitomizes simplicity with a simple push and pull mechanism for easy insertion and removal, protection and durability. State of the art optical designs produce maximum light transmission, high resolution and wide field of view.

## QuickLatch 2.9mm Scope

The 2.9mm scope allows for greater access and maneuverability while maintaining a field of view equivalent to that of a 4mm scope. Smaller aperture improves depth of field without compromising image size.



	<b>Eyecup</b>	<b>Cartridge</b>
0 Degree	T2900	T2901
30 Degree	T2930	T2931
45 Degree	T2944	T2945
70 Degree	T2670	T2971

## QuickLatch 2.9mm Sheaths

Extensive sheath offering allows for 2.9mm scope to be used in ankle, knee, shoulder, hip and elbow procedures. Innovative design concepts provide excellent flow rates despite less overall area.



See Back Panel for Trocar and Accessory Items

	<b>Single</b>	<b>Dual</b>
4.0mm Small Joint	T4031	T4032
4.7mm Arthroscopy	T4731	T4732
5.2mm High Flow	T4931	T4932
5.2mm Two-Connect	T5131	T5132

## QuickLatch 2.9mm Bridge System

Easy to use QuickLatch interface with smaller scopes increases flow rates through 4.6mm, 5.8mm, and 7.6mm Cannulas.

Single Stopcock	T4911
Dual Stopcock	T4912
Two-Connect	T4910*

\*With T5130, T5101 or T5102



## Bridge C



**Standard**

Multiple sizes for multiple requirements compatible with 3.175mm switching

- Standard
- Retaining
- Standard 30/70°
- Trocar
- Conical Obturator
- Cannulated Obturator


# and Sheath Systems

click interface. Numerous proprietary design features ensure maximum flow efficiency, scope resolution, and excellent depth of field in either a 2.9mm or 4mm scope.

## QuickLatch 4mm Scope

Unique design increases working length, and improves light transmission, resolution, and contrast. New materials and design innovations provide more than double the strength of previous 4mm scope and sheath systems.

	<b>Eyecup</b>	<b>Cartridge</b>
0 Degree	QL4000	QL4001
30 Degree	QL4300	QL4301
70 Degree	QL4700	QL4701

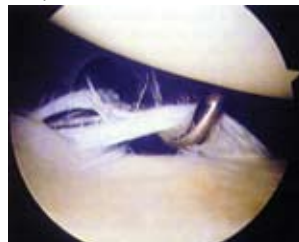


**Dual Stopcock**

**Pressure Sensing Stopcock**

## QuickLatch 4mm Sheaths


QuickLatch design increases durability and provides excellent distal tip protection. Tangent position of scope and proprietary stopcock design provide excellent flow rates in both the 5.5mm and 5.9mm sizes



	<b>Single</b>	<b>Dual</b>
5.5mm Arthroscopy	QL5531	QL5532
5.9mm High Flow	QL6131	QL6132
5.9mm Two-Connect	QL6231	QL6232

See Back Panel for Trocar and Accessory Items

## Cannulas




**Retaining**

ents. Cannulated obturators are g sticks and portal rods.


**4.6mm 5.8mm 7.6mm**

Inner Diameter

OC4601	OC5801	OC7601
OC4602	OC5802	OC7602
OC4606	OC5806	OC7606
OC4603	OC5803	OC7603
OC4604	OC5804	OC7604
OC4605	OC5805	OC7605



**One-Connect Bridge**



**Two-Connect Bridge**

## QuickLatch 4.0mm Bridge System

The QuickLatch Bridge for 4mm scopes is available in both single and double stopcock versions. Two-Connect adapter allows for "bridging" with Linvatec's pressure sensing pumps (4.6mm Cannulas are not compatible).

Single Stopcock	QL6111
Dual Stopcock	QL6112
Two-Connect	QL6210*

\*With QL6230, T5101 or T5102

# QUICKLATCH® PRODUCT LINE

Scopes	QuickLatch 2.9mm Scope	QuickLatch 4mm Scope
Outside Diameter	2.9mm	4mm
Field of View	105°	105°
Angle of View	0°, 30°, 45°, 70°	0°, 30°, 70°
Working Length	0°, 152mm	0°, 172mm
	30°, 151.7mm	30°, 170mm
	45°, 152mm	N/A
	70°, 154mm	70°, 173mm

Sheaths	2.9mm Scope	4.0mm Scope
Outside Diameter	4.0mm Small Joint Sheath, 4.0mm	5.5mm Arthroscopy Sheath, 5.5mm
	4.7mm Arthroscopy Sheath, 4.7mm	5.9mm High Flow Sheath, 5.9mm
	5.2mm High Flow Sheath, 5.2mm	5.9mm Two-Connect Sheath, 5.9mm
	5.2mm Two-Connect Sheath, 5.2mm	
Working Length	4.0mm Small Joint Sheath, 120mm	5.5mm Arthroscopy Sheath, 142mm
	4.7mm Arthroscopy Sheath, 120mm	5.9mm High Flow Sheath, 142mm
	5.2mm High Flow Sheath, 120mm	5.9mm Two-Connect Sheath, 125mm
	5.2mm Two-Connect Sheath, 105mm	

Cannulas	Inside Diameter	Working Length
4.6mm Cannulas	4.6mm	82mm
5.8mm Cannulas	5.8mm	82mm
7.6mm Cannulas	7.6mm	82mm

## ACCESSORIES

Sheaths Description	QuickLatch Sheaths (2.9mm Scopes)	QuickLatch Sheaths (4.0mm Scopes)
Blunt Obturator	T4901	QL6101
Conical Obturator	T4902	QL6102
Sharp Trocar	T4903	QL6103
Cannulated Obturator	N/A	QL6104
28cm Switching Stick	T4906-11	T4906-11
36cm Switching Stick	T4906	T4906
Portal Rod	T4907	T4907
Stopcock Locks	T4914	T4914

Cannulas Description	4.6mm	5.8mm	7.6mm
Trocar	OC4603	OC5803	OC7603
Conical Obturator	OC4604	OC5804	OC7604
Cannulated Obturator	OC4605	OC5805	OC7605

Specifications subject to change without notice.

## CONMED CORPORATION PRODUCT AREAS:

ARTHROSCOPY • ELECTROSURGERY • ENDOSCOPY • ENDOSURGERY • GASTROENTEROLOGY • INTEGRATED SYSTEMS • PATIENT CARE • POWERED INSTRUMENTS • PULMONOLOGY



11311 Concept Boulevard  
 Largo, FL 33773-4908  
 (727) 392-6464  
 Customer Service: 1-800-237-0169  
 FAX: (727) 399-5256  
 International FAX: +1 (727) 397-4540  
 email: customer\_service@linvatec.com  
 www.linvatec.com