

Complete Cystourethroscope System




Changing Components Is A Snap

- **Interchange Components Quickly**
 - Snap-In, Snap-Out™ locking connectors
 - Cystoscope bridges and forceps
 - Snap-In to resectoscope sheaths
 - Telescope locking pin connector
- **Increased Length**
 - 20.6 cm working length
 - Longest cystourethroscope available
- **Spring Action Deflecting Bridges**
 - Exclusive Cawood bridge design
 - Spring automatically returns deflector to neutral position
- **Customized Performance**
 - Sheaths in 17, 21, 23, and 25 Fr sizes
 - Standard and visual obturators
 - Full complement of bridges
 - Rigid and flexible forceps
- **Ultra-Smooth Insertion**
 - Minimal beak size
 - Oval sheath design for maximum capacity in smallest sheath size
 - Visual obturator for direct vision insertion



*Largest USA Producer of
Medical Endoscope and Video Systems*

Complete Cystourethroscope System




Visual obturator facilitates atraumatic insertion

We've gone to new lengths to provide the most innovative system available... The USA Elite System™ Cystourethroscope. The increased working length – a full 20.6 cm – provides for easy visualization of the urethra and bladder in almost every patient.

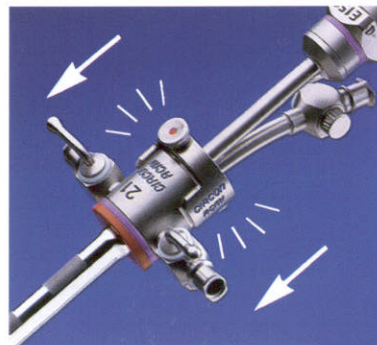
One System Does It All

- Exclusive Cawood deflecting bridges incorporate a fingertip control which automatically returns deflector lid to neutral position
- Oval sheath design provides greatest working channel capacity in the smallest diameter sheath possible
- Wide selection of deflecting and short bridges, optical forceps, and other accessories make the USA Elite System your number one choice




Cawood spring deflecting bridge design.

SNAP-IN SNAP-OUT™



Advanced Snap-In lock... the click assures secure connection and accurate alignment



Rapid release Snap-Out feature speeds component disassembly

Snap-In, Snap-Out Features

- Secure connection of components
- Accurate alignment of obturator, bridges, and other accessories to sheaths
- Speeds changing components during procedures
- Cystourethroscope bridges and optical forceps snap directly into resectoscope sheaths

For more information call (800) 325-7107

CIRCON ACMI
P.O. Box 1971
Stamford, CT 06904-1971
Fax: (203) 328-8618
Ph: (800) 325-7107
(203) 357-8300

CIRCON CANADA INC.
6600 Goreway Drive
Mississauga, Ontario L4V 1S6
Canada
Fax: (203) 328-8618
Ph: (800) 325-7107
(203) 357-8300

CIRCON GmbH
Mehlbeerenstrasse 2
D-82024 Taufkirchen
Germany
Fax: (+49) 89-612 90766
Tlx: (+841) 521 5737 CIRC D
Ph: (+49) 89-612 9070

CIRCON ACMI
Largest USA Producer of
Medical Endoscope and Video Systems