


# USA Series™ Resectoscopes

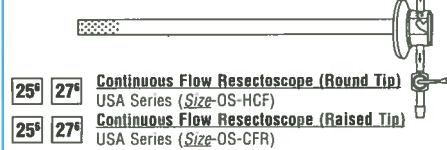
## Continuous Flow Sheaths

p. U-37

### Inner Sheaths

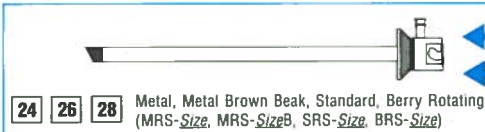


### Outer Sheaths



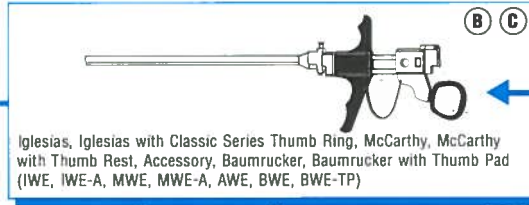
## Standard Flow Sheaths

p. U-38



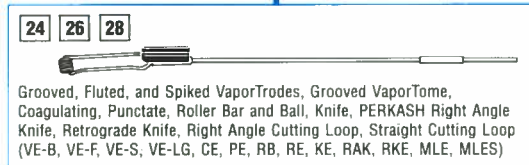
## Working Elements

p. U-36



## Electrodes<sup>1</sup>

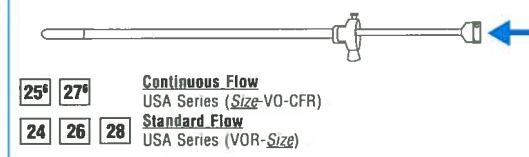
pp. U-29-30



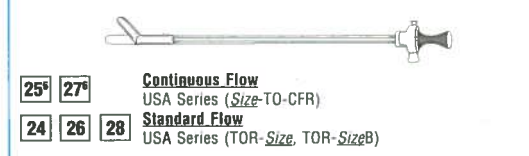
## Obturators

pp. U-37-38

### Visual Obturators

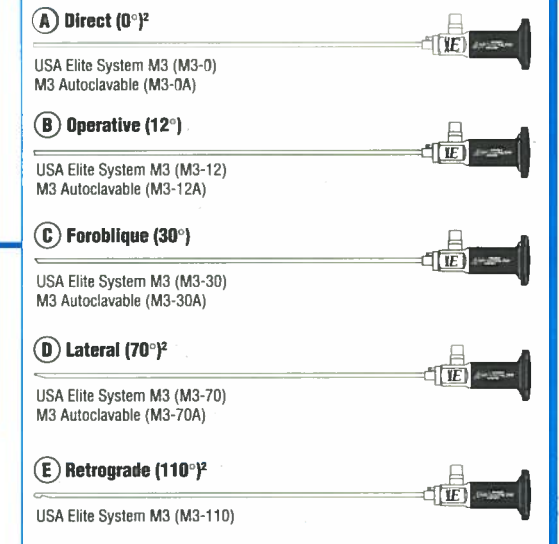


### Timberlake Obturators



## Telescopes

p. U-27



For USA Series sheath system ordering information, please refer to p. U-39

NOTES:

- Please note that electrodes for all continuous flow sheaths are one size smaller than the sheath size (e.g., 25 Fr sheath uses 24 Fr electrode)
- For visualization only. DO NOT USE for resection. <sup>TM</sup> Trademark of Circon Corporation or its Subsidiaries in the U.S. and/or other countries of the world

**24** Instrument French size

**A** Telescope compatibility

**USA Series™ Standard Flow Resectoscopes<sup>1</sup>\***

**SNAP-IN SNAP-OUT™**

The USA Series Standard Flow Resectoscopes are designed with features specifically for transurethral resection (TUR) procedures in the lower urinary tract. A full line of accessories is available for use with the resectoscopes.



Resectoscope Sheath Tip with Knife Electrode

**Features**

- Snap-In Snap-Out™ locking mechanisms
- Quick release button for electrode
- Snap-on active cord
- Ergonomic handle grip configuration
- Distinct, color coded sheaths and obturators
- Timberlake and Visual Obturators

**Benefits**

- Quick assembly, rapid release, and accurate alignment
- Secure locking mechanism
- Eliminates electrical current through block, increasing safety
- Provides excellent comfort, balance, and control
- Easy identification of component compatibility and assembly
- Allows choice of insertion technique

Telescopes	Working Elements	Size	Color Code	Sheaths	Visual Obturator	Timberlake Obturator	Loop Electrodes	
<b>M3</b> <b>M3 Autoclavable</b> M3-0 M3-0A M3-12 M3-12A M3-30 M3-30A M3-70 M3-70A M3-110	IWE IWE-A MWE MWE-A BWE** BWE-TP** AWE	24 Fr	Yellow	Standard Metal	VOR-24	TOR-24	MLE-24	
				Berry Rotating				
				Brown Beak				
			26 Fr	White	Standard Metal	VOR-26	TOR-24B	MLE-26
					Berry Rotating			
					Brown Beak			
			28 Fr	Blue	Standard Metal	VOR-28	TOR-26B	MLE-28
					Berry Rotating			
					Brown Beak			

Insulated sheath with standard beak (SRS-Size)

Metal sheath with standard insulated beak (MRS-Size)

Metal sheath with standard insulated beak and rotating irrigation port (BRS-Size)

Metal sheath with oblique insulated beak (MRS-Size B)

Visual Obturator

Timberlake Obturator

(Brown Beak Timberlake Obturator not shown)

- \* Components are not compatible with USA Elite System or Classic Series components.
- \*\* For availability in the U.S.A., contact Customer Service.

<sup>1</sup> U.S. Patent Nos. 4,917,082; 4,917,621; 4,955,884; 5,151,101; D319,104; D320,446, Patents Pending  
 \*\* Trademark of Circon Corporation or its Subsidiaries in the U.S. and/or other countries of the world