


# Cystoscope-Urethroscope Sheaths


17-25 Fr.



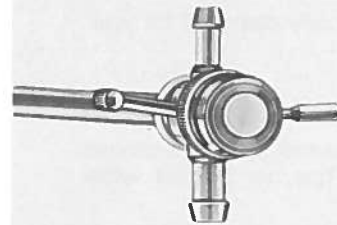
- 27026 A **Cystoscope-Urethroscope Sheath**, 25 Fr., with obturator 27026 AO and 2 LUER-lock adaptors. Color code: white.
- 27026 B **Same**, 22 Fr., with obturator 27026 BO. Color code: blue.
- 27026 C **Same**, 20 Fr., with obturator 27026 CO. Color code: red.
- 27026 D **Same**, 19 Fr., with obturator 27026 DO. Color code: green.
- 27026 U **Same**, 17 Fr., with obturator 27026 UO. Color code: yellow.



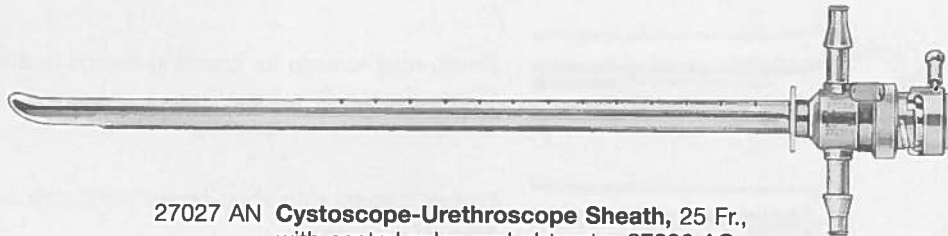
With slot, no slip-off of flexible instruments.



- 27026 AB **Cystoscope-Urethroscope Sheath**, 25 Fr., with slot and obturator 27026 AO, with 2 LUER-lock adaptors. Color code: white.
- 27026 BB **Same**, 22 Fr., with obturator 27026 BO. Color code: blue.
- 27026 CB **Same**, 20 Fr., with obturator 27026 CO. Color code: red.
- 27026 DB **Same**, 19 Fr., with obturator 27026 DO. Color code: green.

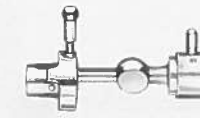


With central valve for simple one-finger control of inflow, off and outflow.




- 27027 AN **Cystoscope-Urethroscope Sheath**, 25 Fr., with central valve and obturator 27026 AO, with 2 LUER-lock adaptors. Color code: white.
- 27027 BN **Same**, 22 Fr., with obturator 27026 BO. Color code: blue.
- 27027 CN **Same**, 20 Fr., with obturator 27026 CO. Color code: red.
- 27027 DN **Same**, 19 Fr., with obturator 27026 DO. Color code: green.
- 27027 UN **Same**, 17 Fr., with obturator 27026 UO. Color code: yellow.

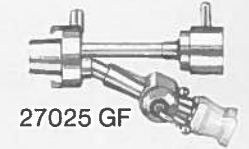
# Deflecting Mechanism – Telescopes Bridges




27025 F




27025 G



27025 GF



27026 EF/EG



27026 E/EH

- 27026 EF **Catheter Deflecting Mechanism**, with 2 instrument channels, with ratchet.
- 27026 EG **Catheter Deflecting Mechanism**, with 2 instrument channels, without ratchet.
- 27026 E **Catheter Deflecting Mechanism**, with 1 instrument channel, with ratchet.
- 27026 EH **Catheter Deflecting Mechanism**, with 1 instrument channel, without ratchet.
- 27025 F **Telescope Bridge**.
- 27025 GF **Telescope Bridge** with 2 instrument channels.
- 27025 G **Telescope Bridge** with 1 instrument channel.

For exploration with sheaths 27026 U/27027 U, the telescope bridge 27025 G is used instead of catheter deflecting mechanism 27026 E/EF/EG/EH.

Sheaths with obturator	Catheter capacities:	Deflecting Mechanism		Telescope Bridge		Color Code
		27026 E/EH	27026 EF/EG	27025 G	27025 GF	
27026 A 25 Fr. 27026 AB 27027 A	1 x 10 Fr.	2 x 8 Fr. 1 x 10 Fr.	1 x 12 Fr.	2 x 8 Fr. 1 x 12 Fr.	white	
27026 B 22 Fr. 27026 BB 27027 B	1 x 9 Fr.	2 x 6 Fr. 1 x 9 Fr.	1 x 10 Fr.	2 x 7 Fr. 1 x 10 Fr.	blue	
27026 C 20 Fr. 27026 CB 27027 C	1 x 6 Fr.	2 x 5 Fr. 1 x 6 Fr.	1 x 7 Fr.	2 x 6 Fr. 1 x 7 Fr.	red	
27026 D 19 Fr. 27026 DB 27027 D	1 x 5 Fr.	2 x 4 Fr. 1 x 5 Fr.	1 x 6 Fr.	2 x 5 Fr. 1 x 6 Fr.	green	
27026 U 17 Fr. 27027 U			1 x 5 Fr.	1 x 5 Fr.	yellow	